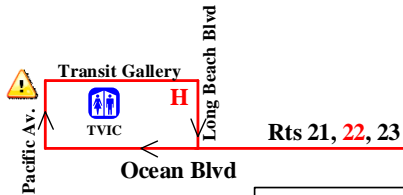
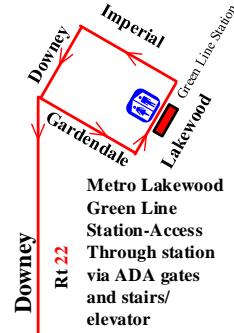
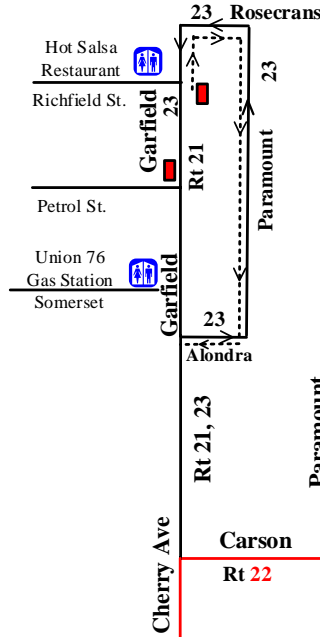
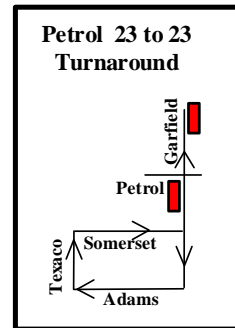
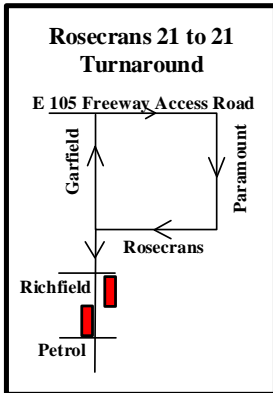
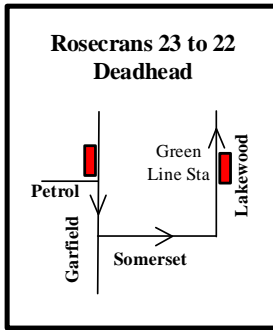
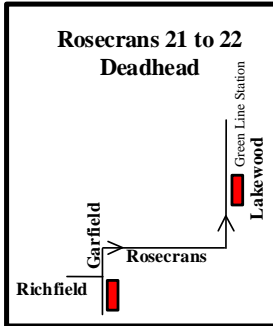


**10 Series**

Eff: Feb 14, 2021



- Recovery Location
- Comfort Zone
- If the train is moving, wait before turning

**Headsign Change Location:**  
Westbound Ocean Blvd. @ Elm Ave.

Not to Scale

Route 22

## Turn Sheet for Route 22

<b>Inbound</b>	<b>Outbound</b>
<p>From recovery location Lakewood at Green Line Station. (Northbound)</p> <p>Left Turn Imperial Hwy            Left Turn Downey Ave.            Right Turn Candlewood            Left Turn Paramount            Right Turn Carson            Left Turn Cherry            Right Turn Ocean</p> <p><b>(Headsign Change Location Ocean Blvd at Elm Ave.)</b></p> <p>Right Turn Pacific Ave.            Right Turn 1<sup>st</sup> Street            Enter Transit Gallery Shelter "H" Only</p>	<p>From Transit Gallery Shelter "H" (Eastbound on 1<sup>st</sup> Street )</p> <p>Right Turn Long Beach Blvd.            Left Turn Ocean Blvd.            (Double Turning Lanes)            Left Turn Cherry Ave.            Right Turn Carson Street            Left Turn Paramount Blvd.            Right Turn Candlewood Street            Left Turn Downey Ave.            Right Turn Gardendale            Left Turn Lakewood</p> <p><b>(If <u>Interline Instructions</u> applies to this trip. See Route Maps or Foot Notes on Running Board Sheets for turn-around instructions)</b></p> <p>Pull into Recovery location            At Green Line Station</p> <p><b>(Headsign Change Location)</b></p>

**Note: Turn Sheets Do Not Over Rule Running Board Sheets. Operators Have An Individual Responsibility To Read And Understand Each Running Board Sheet And Follow Any Instruction Accordingly.... (Revised 2-9-21)**